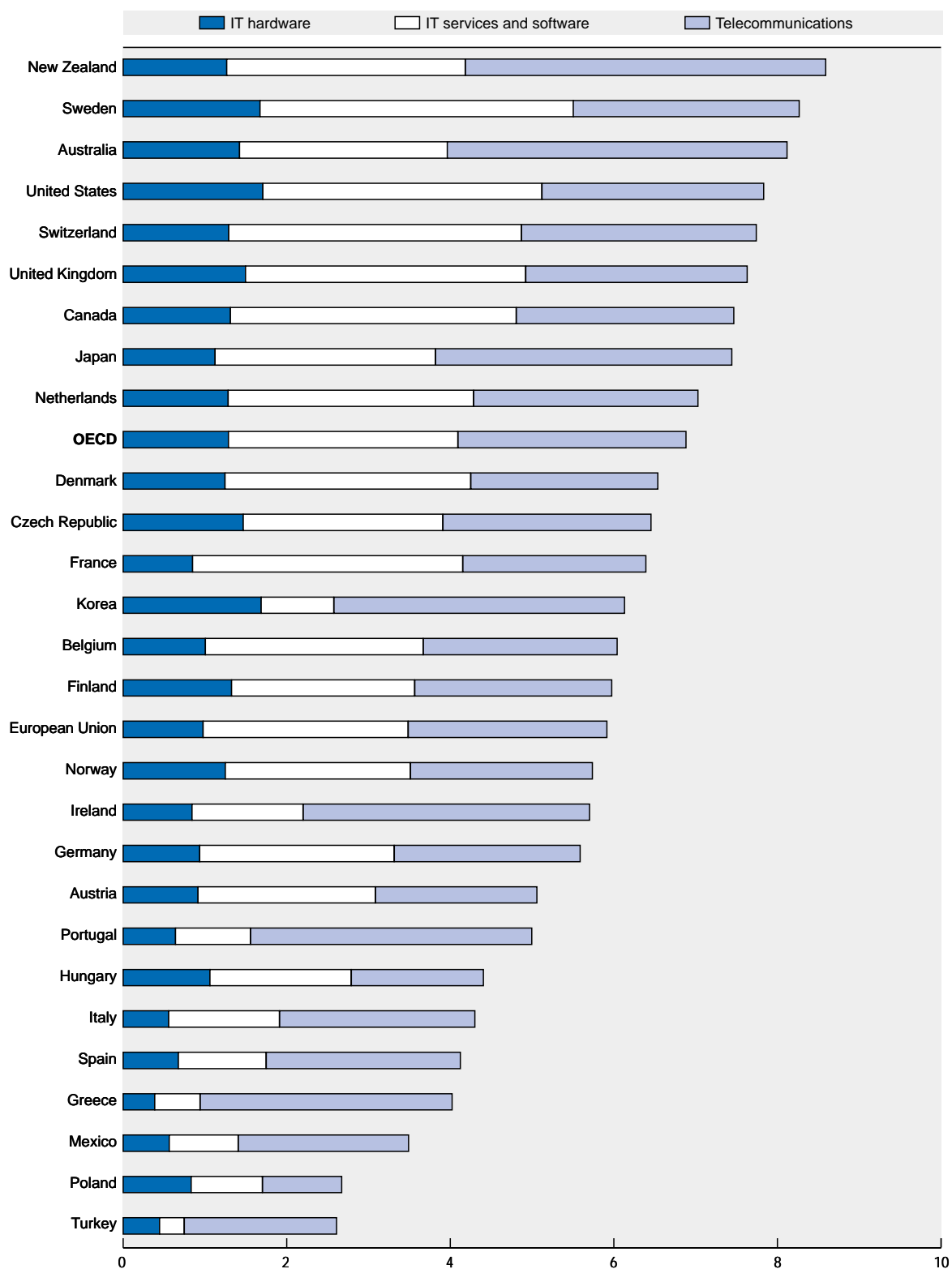
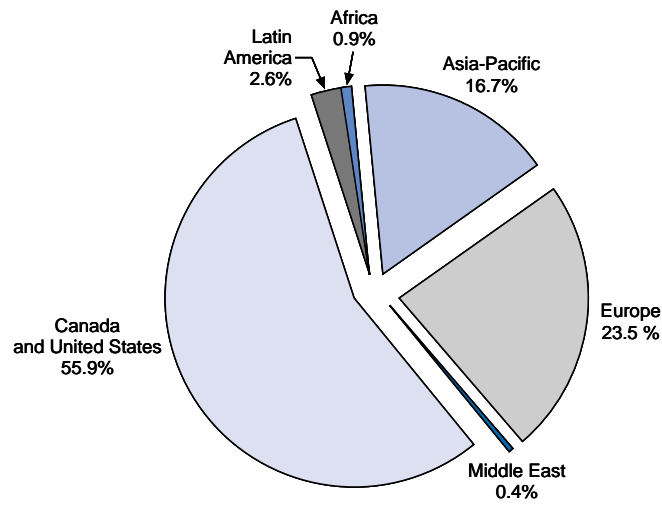


ICT expenditures as a percentage of GDP, 1997



Source: OECD, ADB database and IDC data, March 1999.

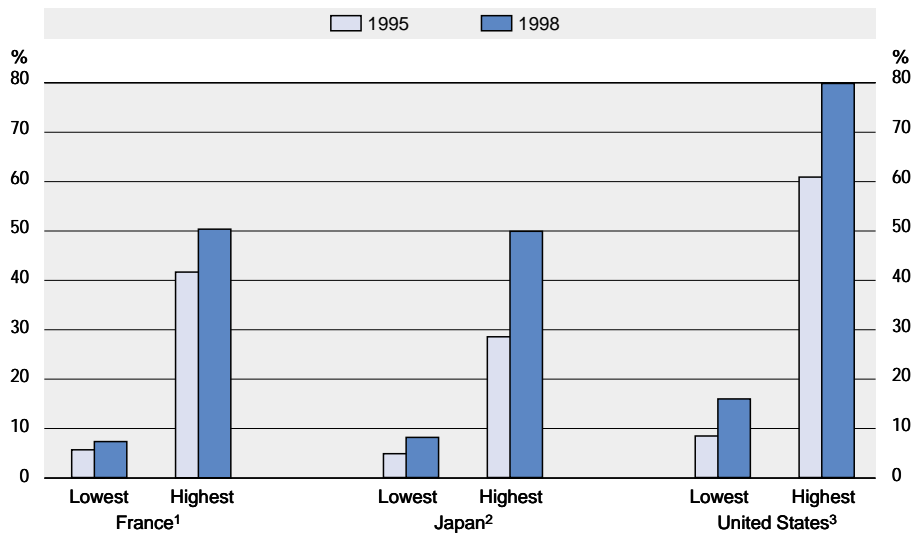
Breakdown of worldwide Internet users¹ by region, September 1999



Total number of users: 201 million

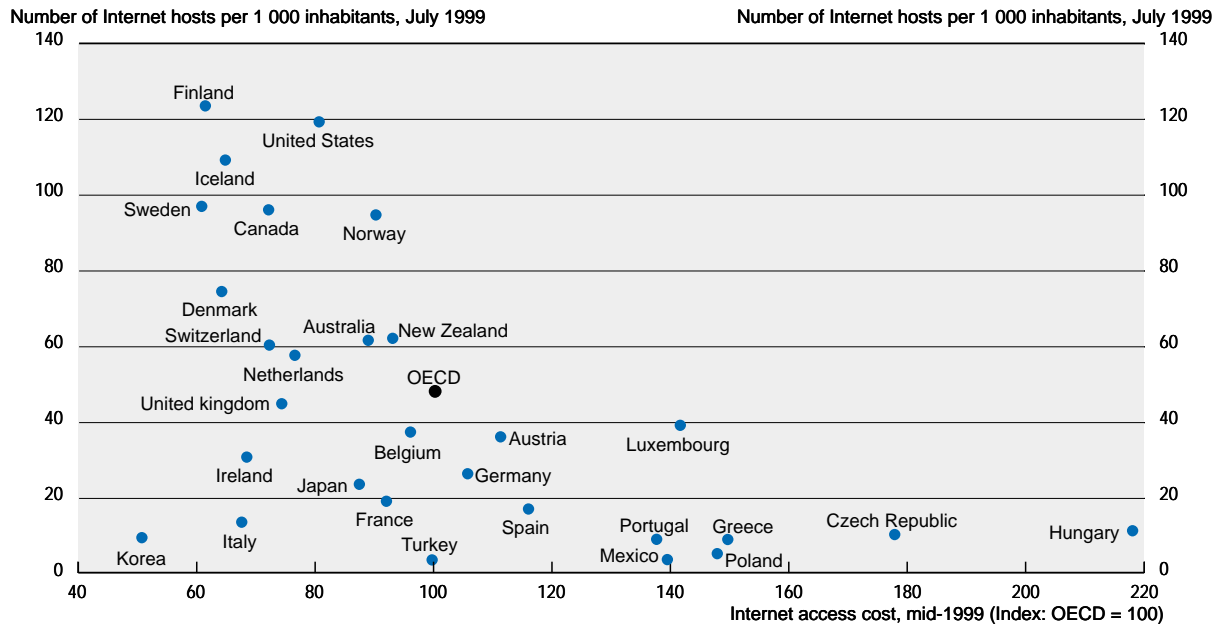
1. Users refers to adults and children having accessed the Internet at least once in the previous three months.
Source: Nua Internet Surveys <<http://www.nua.ie>>.

PC penetration by household income in selected OECD countries, 1995 and 1998
Percentage of households with a PC



1. Lowest income bracket: less than USD 4 600; highest: more than USD 70 000. Income data were converted to USD using PPPs.
2. Lowest income bracket: less than USD 9 100; highest: more than USD 73 500. Income data were converted to USD using PPPs.
3. Lowest income bracket: less than USD 2 500; highest: more than USD 75 000. Income data were converted to USD using PPPs.
Source: OECD, based on data from INSEE (France), EPA (Japan), and US Department of Commerce.

Internet access costs¹ and Internet host density,² 1999



1. The Internet access cost index is based on the 20 hour/month peak rate Internet basket as calculated by the OECD. See OECD (1999c) and <<http://www.oecd.org/dsti/sti/it/cm>>.
 2. In addition to country domains (.fr for France, .uk for the United Kingdom, etc.), Internet hosts also include generic top-level domains (gTLDs) such as .com and .org which have been redistributed to countries based on registrations.
- Source: OECD (1999c) and OECD calculations based on Internet Software Consortium (ISC) data.